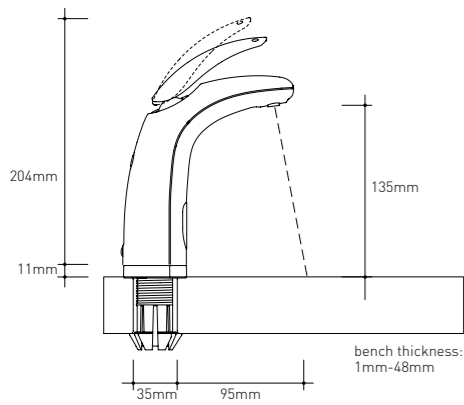
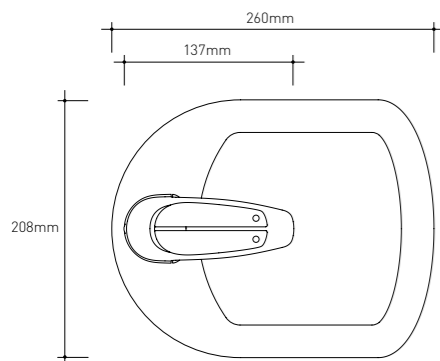


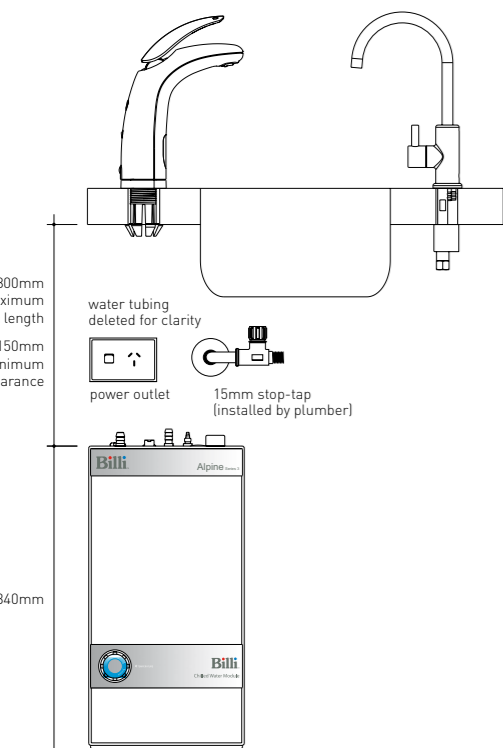
Billi **Alpine**... easy to install



Billi Dual-Temp Dispenser dimensions



Billi Font benchtop layout



Minimum cupboard dimensions:
490mm height x 180mm width x 460mm depth

Preferred installation layout

new Easy installation

The new Billi **Alpine** Dual-Temp Dispenser features a unique dispenser top-mounting system, making it a plumber's dream to install. No more tortuous reaching up behind sink bowls to secure clamps or tubes. The 'snap-fit' base is secured into the mounting hole, pipework is fed through from the top and the dispenser securely clips into place.

Water supply

A single 15mm (1/2") stop-tap with a male thread should be installed in an easily accessible position. Water supply must be microbiologically safe to drink, with a minimum dynamic water pressure of 250kPa.

Power supply

A standard 10 Amp power outlet is required in the cupboard area where the unit is to be installed. All **Alpine** models are supplied with a 1 metre flex cord and plug.

Replacement filters

Periodic replacement of filter cartridges is necessary to maintain water quality. Genuine replacement Billi filter cartridges are available from authorised Billi agents. Cartridges are also available to suit the particular needs of different water supply areas. Optional sub-micron rated filters are NSF certified to safely remove health threatening giardia and cryptosporidium.

Commitment to quality

Reliability has been engineered into the Billi **Alpine** as an imperative in the design process. Proven, high quality materials have been carefully selected for maximum dependability and longevity. The **Alpine** is manufactured to exacting production standards, in line with Billi's long-term commitment to quality.

Warranty

All components of the Billi **Alpine** are covered by a **12 month warranty**. Filter cartridges are a consumable and are not covered by warranty, as water conditions and usage vary.

Certifications

Every Billi drinking water appliance is manufactured under a certified quality control system. The Billi **Alpine** has been tested and complies with all required standards including: Watermark Licence Number 21882; Tested to ATS 5200.105:2005; AS/NZS ISO 9001 Certificate Number QEC 11627; C-Tick approved; Complies with AS1428 requirements for Access for the Disabled.



Billi Pty Ltd

42 Lucknow Crescent Thomastown
Victoria 3074 Australia
Telephone +61 3 9469 0400
Facsimile +61 3 9469 0499
Website www.billi.com.au

Designed and manufactured in Australia

As Billi Pty Ltd has a policy of continual improvement, all details are subject to change without notice. All goods are sold subject to our published terms and conditions.

Billi is a registered Trade Mark. Alpine is a Trade Mark. A1109



Filtered chilled and ambient drinking water system



Billi **Alpine**... a perennial source of refreshingly chilled, sparkling, crystal-clear drinking water.

A compact underbench drinking water appliance providing chilled and filtered water at the touch of a lever.



Great tasting water

Sparkling clean, filtered, chilled water is nature's most refreshing drink. The Billi **Alpine**'s dual-stage, large capacity water filtration system effectively removes or reduces undesirable sediment, chemicals, heavy metals, chlorine, pesticides, tastes and odour.

Dual-Temp Dispenser

The timelessly styled and durable Billi Dual-Temp Dispenser tap provides filtered water, both chilled and at mains temperature. Levers can be pressed for single cup delivery or lifted for continuous flow. A swivel action allows the dispenser to be swung out of the way if more sink space is required. User friendly and ergonomically designed, the levers conform to the current Australian Standards for ease of use by people with a disability.

High energy efficiency

The unique Billi **Alpine** Chiller system is designed to be extremely energy efficient. The **Alpine**'s refrigeration system has a large chilling capacity, yet draws only a small electrical current, so running costs are minimal.

Slimline Dispenser

The single temperature Billi Slimline Dispenser tap has simple design lines and functional operation.

Choice of dispensers

A choice of dispenser taps is available with the Billi **Alpine** system. Cast from solid metal alloy, the dispensers are designed to withstand the rigours of high-use environments. Billi **Alpine** 060 and 120 models are supplied with the Slimline dispenser, while the Billi **Alpine** 125 model is supplied with the Dual-Temp Dispenser. Both dispensers are available in a choice of architectural finishes.

Compact design

The Billi **Alpine** Chiller module is designed to fit comfortably within a standard shelf compartment. Its compact design allows easy installation while maximising useable cupboard space.

new Billi Font – water where you want it

The stainless steel Billi Font harmonises perfectly with the new **Alpine** Dual-Temp Dispenser and allows installation away from the traditional sink area. Designers have greater flexibility as the Billi Font can be easily installed where it is most needed.



Innovative Billi **Alpine** design... a pleasure to use



Leakguard detection system

For peace of mind, the **Alpine** 125 features a watertight base tray and water detection system. Should leakage ever occur, water supply to the system will be instantly shut off.

Whisper quiet

As the innovatively designed Billi **Alpine** Chiller has no fan, it is whisper quiet, vibration-free and completely unobtrusive in operation.

No cupboard venting

Venting of the cupboard area is not required when installing a Billi **Alpine**, simplifying installation and space requirements. Air clearance around the unit is not needed and there are no grilles to keep clean or any noisy energy-consuming fans.

Easy-change replacement filters

Replacing the **Alpine** filter cartridge couldn't be simpler. Flashing amber dispenser icons indicate when replacement is due. The patented* swing-change filter simply swings forward and slides off. Fitting the new filter is just as easy: slide filter in and swing back. Cartridge locks into place and a flushing cycle begins automatically.

new Advanced filtration

The Billi **Alpine** features an all-new, advanced design, water filtration system providing sparkling fresh water. Hygienic and convenient dual-stage filter cartridges ensure maximum effectiveness and an extended service life.

Variable temperature

The Billi **Alpine** features an easily adjustable control knob to vary the chilled water temperature to suit the user's requirements. Water temperature may be raised during the winter months and lowered during summer for cold, refreshing drinks.

Simple Installation

Installation of a Billi **Alpine** is a simple task. Colour-coded flexible tubing and easy-connect fittings ensure a rapid and trouble-free operation.

Options and accessories

- **Finishes:** Standard finish for the **Alpine** Dual-Temp Dispenser is Bright Chrome. Optional finishes include Satin Chrome and Brushed Chrome.
- **Billi Font:** Allows the **Alpine** to be located away from sink areas. Finished in polished Stainless Steel.
- **Dispenser Riser:** 65mm dispenser extension - supplied standard with the Billi Font.
- **Tubing Extension Kit:** Allows the dispenser to be offset from the underbench unit.



Specifications and guide to model selection

Billi Alpine model	dispenser type	chilled water delivery cups per hour	height mm	width mm	depth mm
Alpine 060	Slimline	60	340	170	450
Alpine 120	Slimline	120	340	170	450
Alpine 125	Dual-Temp	120	340	170	450

