



Installation guide
Billi B-1000



Installation requirements.

IMPORTANT: This Billi appliance is to be installed by a licensed trades person in accordance with AS/NZS 3500.1 and AS/NZS 3500.2 and in compliance with applicable state regulatory requirements. For correct operation of this appliance, it is essential to observe the manufacturer's instructions.

Water Supply

The B-1000 must only be connected to a cold water supply. A 15mm stop tap (not supplied) is to be installed in an easily accessible position within 450mm from the B-1000 water inlet.

1. Determine Component Location

Determine the location of each of the components, taking into account the tube lengths and space available (see Diagram 1).

2. Plan Dispense Position

Determine the position of dispenser mounting hole in sinktop or benchtop. Hole size required is 22mm.

3. Install Components

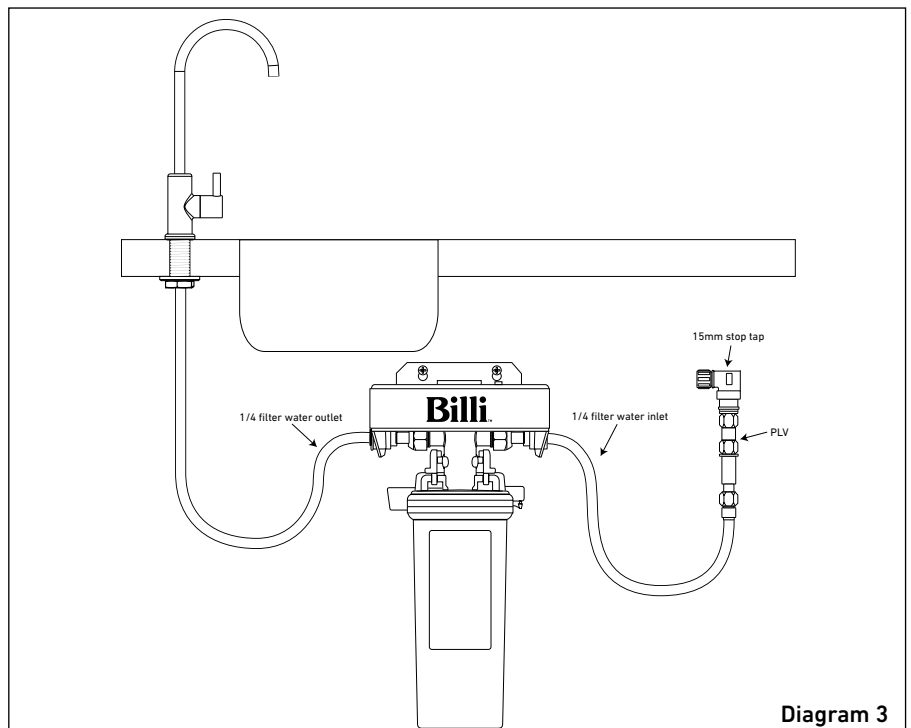
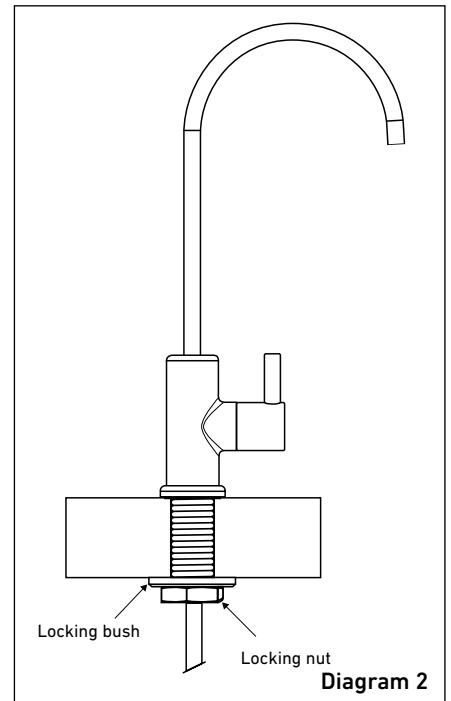
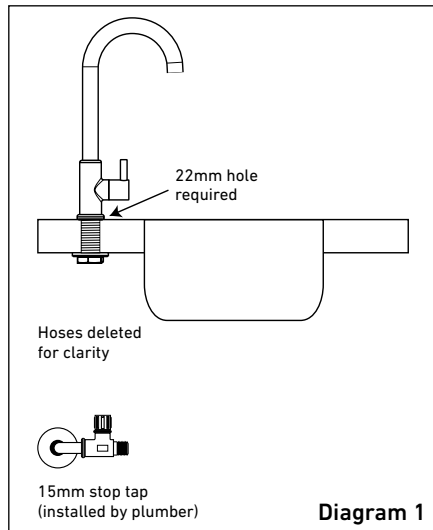
- a) Connect the Pressure Limiting Valve (with blue mini-tap) to the mains water supply.
- b) Connect one end of the white hose provided to the blue mini-tap and connect the other end of the white hose to the Filter Module fitting labeled "IN".
- c) Mount the Filter Module in an easily accessible position, preferably close to the front of the cupboard to allow for filter changes.
- d) After establishing where the dispenser can be installed (within the limits of the hose length from the dispenser to Filter Module.) punch a 22mm hole for mounting the dispenser.
- e) Mount the dispenser by first passing the blue hose through the hole and then fitting the locking bush and lock nut to the threaded mounting shaft (see Diagram 2). Tighten the locknut. Reconnect blue hose to the out fitting.

Commissioning Unit

Turn on the mains tap and then turn on the blue mini-tap and check for leaks. If no leaks are detected, rotate the lever on the dispenser until a good stream of water is present.

Note: There may be air bubbles in the water at first as the water filter is dry.

Allow 2-3 minutes of continuous run to ensure all air bubbles have been flushed from the system.



For service and support contact Billi on 1800 812 321 or email service@billi.com.au

Billi Australia Pty Ltd
42 Lucknow Crescent, Thomastown
Victoria 3074 Australia

Telephone +61 3 9469 0400
Facsimile +61 3 9469 0499

www.billi.com.au

Designed and manufactured in Australia.

As Billi Australia Pty Ltd has a policy of continual improvement, all details are subject to change without notice. All goods are sold subject to our published terms and conditions. Billi is a registered trademark. 0618